

Unlocking Research, Moodle & more


or

*Mastering research skills with the use
of online tools*

Nicole Haché


Coordinator-Library Services

About Champlain – St-Lambert

- ▶ Public CEGEP
 - ▶ Largest of the 3 Champlain Regional College campuses
 - ▶ Variety of 2yr & 3yr programs
 - ▶ 2600 – 2800 students
- 


About Champlain St-Lambert Library

Staff:

- ▶ 1 Coordinator–Library services (Librarian)
 - ▶ 2 STMT/SMTE (Librarians)
 - ▶ 2 Documentation Technicians
 - ▶ 2 Administrative Agents cl.1
- 

About – Champlain St-Lambert Library

Collection/tools:

- ▶ 65 000 items
 - ▶ 5 research databases
 - Ebsco, ProQuest (2), Eureka.cc
 - ▶ 2 ebook collections
 - Credo Reference, ebrary College Complete
- 

Our mandate

STUDENT SUCCESS



The Challenge

- ▶ How do we reach the students ?
- ▶ How do we reach the students who have little or no research experience ?
- ▶ How do we reach the students who, in the past, may have never entered a library to do research ?



The Challenge

- ▶ How do we reach the students who have rarely opened a book or a magazine ?
- ▶ How do we reach the students who have only relied on Wikipedia or the internet for their research needs ?
- ▶ How do we reach the students who do not know what a database is ?



The Challenge

- ▶ Scholarly ... Peer-reviewed ?
- ▶ Primary source... Secondary source ?
- ▶ MLA, APA, Chicago, CSE, Dionne ?



How do we reach our students ?



Faculty partnerships

Humanities 101

- ▶ Required 2.0 hour training – basic research skills
 - Graded assignments (up to 5% of total grade)


Other courses as requested (15min – 1 hr)

- ISSS
- IM
- Psychology
- Modern Languages

- Geography
- Special Care Counseling
- Nursing
- French
- Marketing

Instruction session topics

- ▶ **Basic research skills**
 - Search strategies
 - Book search
 - Database search
 - Evaluating sources

 - ▶ **Basic citation skills**
 - MLA
 - APA
 - Chicago
- 

Evolution of the Humanities 101 session

- ▶ Part 1 – 1 hr PowerPoint presentation



(circa 2007)

- ▶ Part 2 – Hands on research assignment



(circa 2007)

After the instruction session then what ?



The solution:

InfoSphère
Édouard-Montpetit
Accueil

À propos du site
Plan du site
Glossaire
Index

Sciences humaines
Version texte

0. Pour commencer
1. Définir ses besoins
2. Préparer sa recherche
3. Choisir ses sources
4. Catalogues et bases de données
5. Web et Internet
6. Localiser les documents
7. Évaluer et citer ses sources
8. Prendre des notes et rédiger

UQÀM

CÉGEP ÉDOUARD MONTPETIT
BIBLIOTHÈQUES
Services et conseils de l'école nationale d'abandonner

Version adaptée par le cégep Édouard-Montpetit
© 2006 Service des bibliothèques de l'UQAM
Version 2 • Mise à jour le 13-07-2015

S'informer!

utils de recherche | ressources par discipline | stratégies de recherche | localiser des documents | évaluer l'information | citer ses sources | ATTENTION PLAGIAT

La recherche documentaire

Procédures

Ce petit guide a comme objectif de vous soutenir dans votre recherche d'information. Il rappelle les éléments de base pour réaliser une recherche efficace :

- Analyser son sujet de recherche
- Identifier les bonnes sources d'information et les bons outils de recherche
- Connaître les ressources de sa discipline
- Exécuter une stratégie de recherche efficace
- Localiser des documents dans la bibliothèque
- Évaluer l'information
- Citer et indiquer ses références correctement
- Sensibiliser au plagiat et au manquement à l'honnêteté intellectuelle

Si vous avez besoin d'aide

Contactez l'aide à la recherche (poste 5272).

Envoyez votre question par courriel bibliotheque@cgodin.qc.ca.

Venez nous voir à la bibliothèque!



Classification LC
S'informer pour...

UnlockingResearch.com

UnlockingResearch.com

Develop
Topic

Search
Strategies

Gather
Information

Evaluate
Information

Cite
Sources

Citation
Styles

Subject
Resources

Unlocking Research is a guide developed to help you navigate your way through the research process from the initial definition and development of your research topic to the final citation of your sources in your bibliography.

Explore each section individually or
use the resources within them simultaneously.

If you need additional help please drop by the Library, send us an [email](#) or ask us a question via our virtual chat service. We are available to help make the research process as painless as possible.

This website was inspired by [S'informer](#), an information literacy tool developed by [Sandra Lenneville](#), Collège [Gerald-Godin](#). We also acknowledge the financial contribution of the [Ministère de l'Éducation, du Loisir et du Sport](#) via the [Entente Canada-Québec](#).

Glossary of terms

Develop Topic | **Search Strategies** | Gather Information | Evaluate Information | Cite Sources | Citation Styles | Subject Resources

Identify Keywords
Combine Keywords
Create a Search Statement
Start Your Search
Too Many Results?
Too Few Results?

Search Strategies

It's now time to gather the information that will support your ideas. But before you start using the various research tools, it is necessary to build a search strategy. With the proper search terms you will find relevant information and make more efficient use of your time. If not, you will be frustrated at not finding any useful documents or having far too many to read.

Start by looking closely at your topic to determine its main ideas. By brain list of keywords for each idea (concept). These keywords can be put together in a search statement. Once your search strategy is prepared you will be ready to use search tools.

Researching a paper is not a linear process. Be ready to modify your search strategy as you yield good results. Note down all terms and keywords that you come across during your research. They may be useful. Refine your search by using new terms if you are not getting enough information retrieved. If at any time you get stuck please ask a librarian for help.

Tip:

- Keep track of which quotes you want to use and what you would like to cite.
- Make note of all the relevant information for each of your information sources: publishing information, page number, date, etc. Include where you found the information, or on the web.
- Save any web pages you find that you can change.

Need help?
Call: (435) 672-2360 ext. 345
Email: reference@champlaincollege.edu
Stop: Champlain_Saint-Lambert_Library
Chat: "Ask a Librarian"

This service is currently offline.
Please email us for help.

Glossary of Library Terms

Champlain
COLLEGE SAINT-LAMBERT
George Wallace Library

UnlockingResearch

SEARCH . FIND . CITE

Champlain College - St-Lambert Home » Library Home » UnlockingResearch » Glossary of Library Terms Admin Sign In

Glossary of Library Terms

Last Updated: Jan 13, 2016 | URL: <http://libraryguides.champlainonline.com/glossary/> | [Print Guide](#) | [RSS Update](#) | [Email Alerts](#)

A B C D E F G H I J K L M N P R S T U-Z

P [Print Page](#) Search: This Guide

Paraphrase

To restate someone's ideas using your own words and your own sentence structure.

Paraphrasing offers an alternative method to quoting for using information from someone else's work. It's important to remember that even when you paraphrase you must give a reference to the original work. For more details see [UnlockingResearch](#).

Français
paraphraser

PDF

Portable Document Format.

A PDF file is used for electronic versions of articles, books, pamphlets or flyers as it preserves the original formatting (fonts, images, layout, etc.). To open a PDF file you need to have installed the free Adobe Acrobat Reader software which you can download from the Adobe website.

Français
PDF

Peer-Reviewed

Scholarly articles that have been evaluated by experts in the same field.

The process begins when an article is submitted to a scholarly journal for publication. The editor first sends the article to a group of experts in the field. These experts review the article and make comments and recommendations about its publication. Not all articles make it through this process. Those that do are called peer-reviewed articles and are published in a scholarly or peer-reviewed journal.

Français
évaluation par les pairs

A new classroom

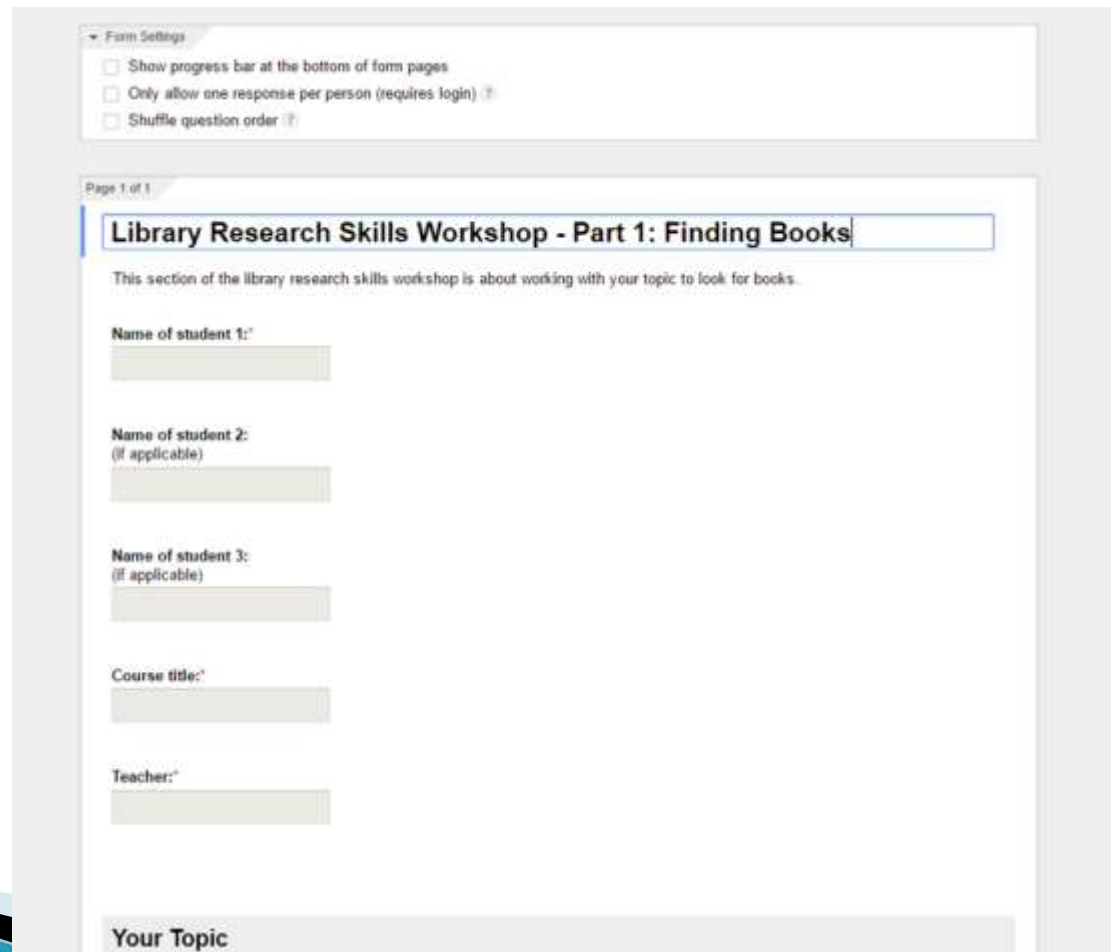


The evolution from paper to online Google Forms

- ▶ Move to Google Forms
 - Desire to automate the process
 - Desire to see the quiz results and get feedback
 - Where are the students struggling ?
- ▶ Creation of a 3 part workshop

The evolution from paper to online Google Forms

Part 1 – Finding Books



The image shows a screenshot of a Google Form. At the top, there is a 'Form Settings' section with three checkboxes: 'Show progress bar at the bottom of form pages', 'Only allow one response per person (requires login)', and 'Shuffle question order'. Below this is 'Page 1 of 1'. The main title of the form is 'Library Research Skills Workshop - Part 1: Finding Books'. The introductory text reads: 'This section of the library research skills workshop is about working with your topic to look for books.' The form contains several text input fields: 'Name of student 1:', 'Name of student 2: (if applicable)', 'Name of student 3: (if applicable)', 'Course title:', and 'Teacher:'. At the bottom, there is a section labeled 'Your Topic'.

The evolution from paper to online

Google Forms

▶ Part 2: Finding Articles

▼ Form Settings

- Show progress bar at the bottom of form pages
- Only allow one response per person (requires login) ?
- Shuffle question order ?

Page 1 of 1

Library Research Skills Workshop - Part 2: Finding Articles

In the first part of this workshop, you learned how to find books using the library catalogue. When you do research, you may need to not only find books on your topic, but also articles from periodicals. "Periodicals" are newspapers, magazines and academic journals... all publications that come out with new issues on a schedule (daily, weekly, monthly, quarterly) and contain different articles. To search for articles, rather than looking through issue after issue of a magazine, hoping that there's something on your topic, use a database to search lots of different periodicals at once.

In a new browser window, go to the library website and click on "Online Periodical Databases". (To get to the library website, start from the Champlain website and click on "Library Services" at the bottom.)

The evolution from paper to online

Google Forms

▶ Part 3: Finding Internet Sources

Page 1 of 1

Library Research Skills Workshop - Part 3: Finding Internet Sources

In this section, you will continue to work on the same topic you were using for searching the library catalogue and databases.

When you search the Internet, you are searching a much larger collection of documents with a much more varying level of quality. It is important to pay attention to the quality of what you find.

Name of student:*

Name of student 2:
if applicable

Name of student 3:
if applicable

Course title:*

Name of teacher:*

Evolution from paper to online Moodle

- ▶ Hands on session with written assignment.
 - 2 parts
 - Very short PowerPoint presentation
 - Hands on session to fill out assignment
- ▶ Advantages
 - Autocorrect quiz
 - Self-paced with some guidance by librarians & technicians
 - Easy to identify concepts students struggle with

The evolution from paper to online Moodle

Introduction to Library Research

This activity is designed to introduce you to the basics of library research as a college student. Specifically, you will learn about:

- Books
- Articles
- Internet sources

To complete this activity, you will use:

- the Library website, and other tools available on it (catalogue, databases)
- [Unlocking Research](#), a research tutorial available via the Library website.

Attempts allowed: 1

This quiz opened at Tuesday, January 20, 2015, 11:30 AM

Summary of your previous attempts

State

Marks / 25.00

Grade / 10.00

Review

Humanities session 1 – Intro to research

Information

Imagine that you have a research project to do for one of your classes.



Flag question

You have noticed that in one of your favourite TV shows the male characters are more active at solving problems, while the female characters are more likely to need to be rescued. The female characters are also more emotional and nurturing, while the male characters are more aggressive and do not express their emotions much. This interests you, so you have decided that your research topic will be **gender stereotypes in the media**. For this research project, you will need to find books, articles and Internet sources.

When searching for information on a subject, it can help to try using different words.

Question 1

What words could you try if you were looking for information on the subject of "**media**"?

For example, if you were looking for information on "fruit," you could try searching for the word "fruit" and also "banana", "citrus", "orange", "food", etc.

You are looking for words that mean the same thing (synonyms) or are related to the main concept of "media". List as many as possible.

Not complete

Points out of 1.00



Flag question

Select one:

- a. film, television
- b. media
- c. media, film, movies, television, TV
- d. media, film, television, gender

Check

Humanities session 1 – Intro to research

Question 14

Correct

1.00 points out of 1.00

Flag question

Click on the link in the "Articles" section of the Library website to open the **Academic Search Elite** database.

Make sure that the Full Text box is selected (This will ensure that you only find results where the entire text of the article is available to you.)

The screenshot shows the EBSCO Academic Search Elite interface. At the top, there are search boxes with the terms "chocolate" and "heart disease" entered. The search results section shows "Search Results: 1 - 10 of 58" and "This search got 58 results." The first result is "Should you work chocolate into your diet?" with a link to "Click on the title to read the abstract (summary)". Below the title, there is a "PDF Full Text (50KB)" link with the instruction "Click on 'Full Text' to read the whole article." On the left side, there is a "Refine Results" section with a "Limit To" dropdown menu set to "Full Text".

In Academic Search Elite you will see search boxes at the top of the page where you can enter the keywords you are searching for. In one search box type **gender stereotypes** and in the next one type **television**. Then click on the search button.

How many articles do you find for the search **gender stereotypes and television**?

Select one:

- approximately 22 ✓ Correct
- approximately 3
- approximately 341

Check

Humanities session 1 – Intro to research

Information

Use the following webpage to answer the next few questions (questions 18-20):

Flag question

[Gender Stereotypes and the Internet](#)

Question 18

Not complete

Points out of 1.00

Flag question

Who is the author of this particular webpage (the article "[Gender Stereotypes and the Internet](#)")? If you can't find an individual person who wrote the content on this page, look for an organization responsible for the content.

Don't just look on the page where the article is. Also look for more information elsewhere on the website, such as in an About Us or Contact page.

Choose the best answer (full name if possible) according to the information available on the website.

Select one:

- Naru Wong and Grace Zheng
- Naru Kang and Yu-Hsin Grace Chen
- Naru & Grace
- University of Ottawa
- It does not say.
- Naru Kang

Check

Humanities session 1 – Intro to research

Question 26

Not complete

Points out of 1.00

Flag question

Going by your answers to the previous questions, **which webpage do you think is more reliable?** In other words, which do you think would make a better source for a college-level assignment?

To refresh your memory, here are the webpages:

- 1) [Gender stereotypes and the Internet](#)
- 2) [Report of the Task Force on the Sexualization of Girls](#) (full report)

Select one:

- "Report of the Task Force on the Sexualization of Girls"
- "Gender stereotypes and the Internet"
- They are both good sources.

Check

The evolution from paper to online

Moodle pt 2

Humanities dept request for 2nd library session:

- ▶ 2 hour Citation workshop
 - MLA
 - Plagiarism

- ▶ Departmental policy
 - Session 1 – Intro to research is required
 - Session 2 – Citation workshop is optional

Humanities session 2 – MLA citations

Question 2

Not complete

Points out of 1.00

Flag question

You are using a quotation from page 3 of the article [Trapped: Technology as a Barrier to Leaving an Abusive Relationship](#). How would you list the authors in the in-text citation? Please go to [UnlockingResearch](#) for help.

Select one:

- (Halligan, Caitlin, David Knox, and Jason Brinkley 3)
- (Halligan, C., Knox, D., and Brinkley, J. 3)
- (Halligan, Knox, and Brinkley 3)
- (C. Halligan, D. Knox & J. Brinkley 3)

Check

Humanities session 2 – MLA citations

Question 8

Not complete

Points out of 1.00

Flag question

Which is the correct citation for this [scholarly journal article](#) found on the Academic Search Elite database? Go to [UnlockingResearch](#) for help.

- 1 HALLIGAN, CAITLIN, DAVID KNOX, and JASON BRINKLEY. "Trapped: Technology as a Barrier to Leaving an Abusive Relationship." *College Student Journal* 47.4 (2013): 644-648. *Academic Search Premier*. Web. 11 Feb. 2014.
- 2 HALLIGAN, Caitlin, DAVID Knox, and JASON Brinkley. "Trapped: Technology as a Barrier to Leaving an Abusive Relationship." *College Student Journal* 47.4 (2013): 644-648. *Academic Search Premier*. Web. 11 Feb. 2014.
- 3 Halligan, Caitlin, David Knox, and Jason Brinkley. "Trapped: Technology as a Barrier to Leaving an Abusive Relationship." *College Student Journal* 47.4 (2013): 644-648. *Academic Search Premier*. Web. 11 Feb. 2014.

Select one:

- 1
- 2
- 3

Check

Humanities session 2 – MLA citations

Question 14

Correct

0.50 points out of 1.00

Flag question

You found an [encyclopedia article](#) on anxiety from an eBook in the library's Credo Reference collection. You have created the following citation for the article.

"Anxiety." *The Concise Corsini Encyclopedia of Psychology and Behavioral Science*. Ed. W. Edward Craighead and Charles B. Nemeroff. Hoboken: Wiley. *Credo Reference*. Web. 17 Feb. 2016.

However your citation has left out the publication date (2004) of the encyclopedia. Where should it be inserted? Take a good look at the last example found in the [online encyclopedia section](#) of UnlockingResearch.

Select one:

- 1. After the title of the encyclopedia.
- 2. At the end of the citation.
- 3. After the publisher's name. ✓ Correct. The publication date is a part of the publishing information (city, publisher, date).

Check

Your answer is correct.


Correct

Marks for this submission: 1.00/1.00. Accounting for previous tries, this gives 0.50/1.00.

Challenge met!

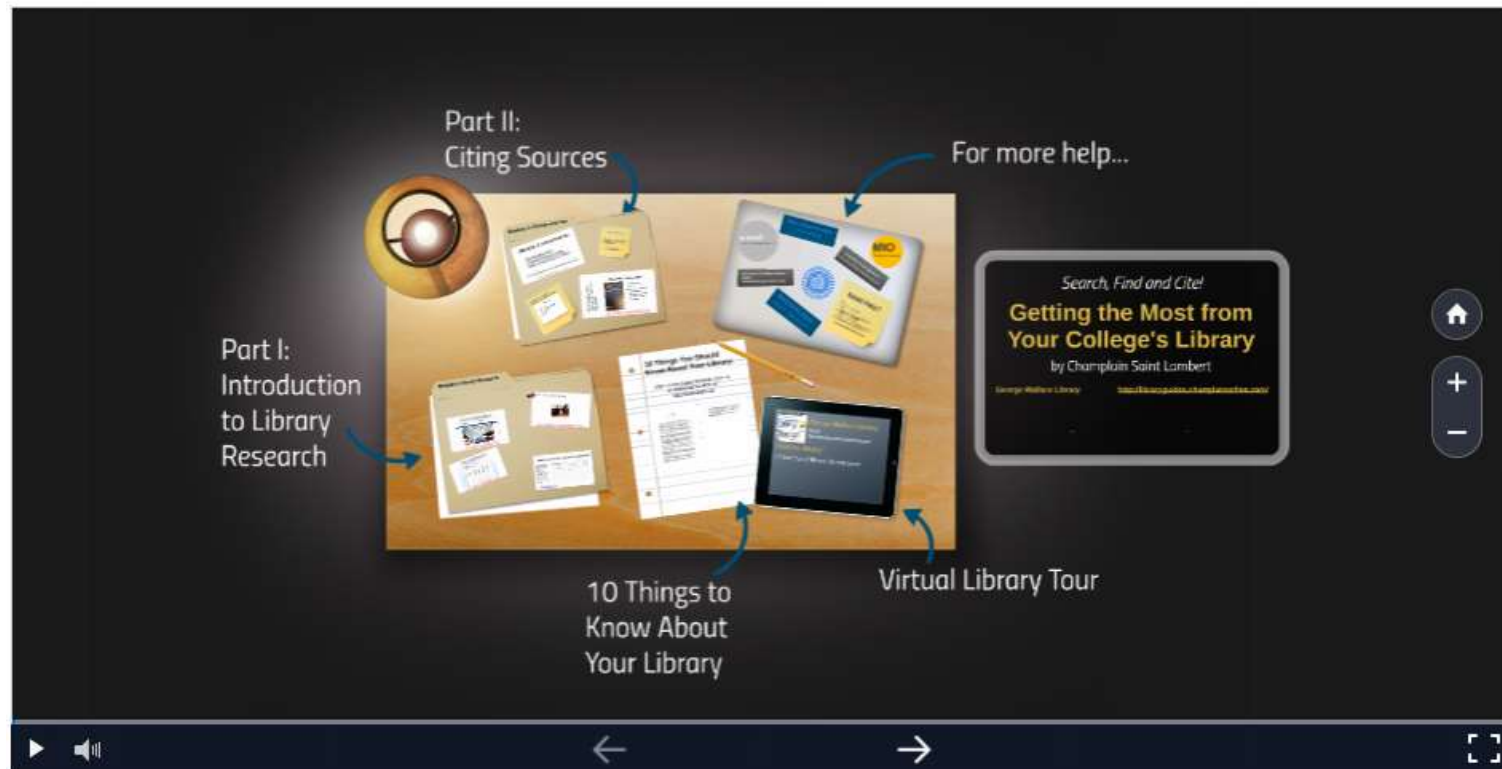
- ▶ Fall 2015
 - 85 sessions (53 sessions – Humanities 101)
 - 135 hrs of instruction (106 hrs – Humanities 101)
 - 2591 students (1754 students – Humanities 101)
 - 14 different disciplines
- ▶ Now working on a refresher session for Humanities 102

Where do we go from here ?

- ▶ What if we get too popular ?
 - Can we keep up the pace ?
 - ▶ What if somebody gets sick or goes on leave ?
 - How can we keep up the pace ?
 - ▶ How do we help students at our sister campuses or others ?
- 

Did someone say FLIPPED classroom ?

Search, Find and Cite




Share Embed Like

Hidden

00 Search, Find and Cite 2016

Challenges

- ▶ Remain current and relevant
 - ▶ New MLA – 8th ed – *New & Improved!*
 - ▶ New library resources
- 

Opportunities

Seek out partnership opportunities with the IT REP group.

Why ?

Student success is what it is all about !



Questions?



Thank you!

nhache@champlaincollege.qc.ca
@cegeplibrarian